



Headquarters
New Zealand Defence Force
Defence House
Private Bag 39997
Wellington Mail Centre
Lower Hutt 5045
New Zealand

OIA-2023-4611

24 March 2023

[REDACTED]
[REDACTED]@gmail.com

Dear [REDACTED]

I refer to your email of 19 January 2023 requesting, under the Official Information Act 1982 (OIA), the following:

I am aware that the following documents were produced by the Army until at least the 1990s and I suspect they continue to do so. If this is indeed the case I would like to request a copy of the current versions of

- 1. NZ P1 Defence Council Orders for the Army*
- 2. NZ P23 New Zealand Army Orders for Dress*

I would also like to request a list of the titles of the various NZP documents currently published by the defence force

NZ P1 Defence Council Orders for the Army is not a current publication, this part of your request is therefore declined in accordance with section 18(e) of the OIA. NZ P23 New Zealand Army Orders for Dress, Part 2, Chapter 2 is enclosed. Specific information on a uniform type is withheld in accordance with section 6(a) of the OIA. Imagery has also been edited in accordance with section 9(2)(a) of the OIA.

The titles of 44 New Zealand Army publications are withheld in accordance with section 6(a) of the OIA. The following titles are provided:

NZ P6	Drill Manual
NZ P6A	Ceremonial
NZ P20	Sport
NZ P23	New Zealand Army Orders for Dress
NZ P40	Manual of Fuels, Oils and Lubricants
NZ P46	New Zealand Army Instructor Handbook
NZ P77	Why?
NZ P78	A Chronology of the New Zealand Army
NZ P86-1	New Zealand Army Staff Officers Handbook- Part 1 The Military Appreciation Process
NZ P91	Notes On Training Matters
NZ P92	New Zealand Army Equipment Care Guide
NZ P93	Land Equipment Inspection & Servicing Manual
NZ P94	Vehicle Recovery and Transport Handbook
NZ P96	New Zealand Land Equipment Manual

NZ P97	Land Equipment Operators Manual
NZ P98	Land Equipment Maintenance Engineering Instructions
NZ P99 Book 1	Firers and Coaches Guide 2017
NZ P99 Book 3	Competition Shoots
NZ P106	New Zealand Army Supply and Stores Procedures

You have the right, under section 28(3) of the OIA, to ask an Ombudsman to review this response to your request. Information about how to make a complaint is available at www.ombudsman.parliament.nz or freephone 0800 802 602.

Please note that responses to official information requests are proactively released where possible. This response to your request will be published shortly on the NZDF website, with your personal information removed.

Yours sincerely

AJ WOODS

Air Commodore

Chief of Staff HQNZDF

Enclosure:

1. NZ P23, Part 2, Chapter 2

Chapter 2 – Orders of Dress

Section 1 – General

1. The provisions of this chapter detail the various orders of dress that are authorised for all ranks.
2. With the appropriate order of dress all officers above the rank of lieutenant colonel, Sergeant Major of the Army, Land Component Command Sergeant Major, and Formation Sergeant Majors may wear their affiliated corps dress distinctions, less the regimental belt. The aforementioned personnel are to wear the New Zealand Army belt and Army hat badge.

Authorised Orders of Dress

3. The following are the orders of dress authorised within the provisions of paragraph 2 of this section:
 - a. Dress No 1A, service dress – ceremonial;
 - b. Dress No 1B, service dress – formal;
 - c. Dress No 1C, service dress – informal;
 - d. Dress No 1D, service dress – casual;
 - e. Dress No 1E, service dress – ceremonial (short sleeves);
 - f. Dress No 2, mess dress;
 - g. Dress No 3, field, combat and fatigue dress;
 - h. Dress No 4A, physical training dress;
 - i. Dress No 4B, battle physical training dress;
 - j. Dress No 4C, physical training instructor;
 - k. Dress No 5A, stewarding formal;
 - l. Dress No 5B, stewarding informal;
 - m. Dress No 5C, cooks whites;
 - n. Dress No 6, hospital whites;
 - o. Dress No 7, patrol reds;
 - p. Dress No 8A, Highland service dress – ceremonial;
 - q. Dress No 8B, Highland service dress – formal;
 - r. Dress No 8C, Highland service dress – informal;
 - s. Dress No 8D, Highland service dress – casual;
 - t. Dress No 8E, Highland service dress – ceremonial (short sleeves);
 - u. Dress No 8F, Highland mess dress; and
 - v. Dress No 8G, Highland fatigue dress.

Highland Dress

4. At the discretion of the unit commander, members of the Scottish companies of the Otago Southland Regiment may wear the appropriate version of Dress No 8, Highland Dress in lieu of the general use dress bearing the similar descriptive title as the Highland dress. Provision of Highland dress is a unit responsibility.

Clerical Robes

5. Except as provided in paragraph 6 and 7 of this section, Royal New Zealand Chaplains Department (RNZChD) personnel are to conform with the dress provisions prescribed for officers of other corps.

6. If conducting or participating in a religious service or ceremony, a chaplain may wear the robes of a denomination over military uniform. When wearing the robes, orders, decorations, medals, or medal ribbons as appropriate are to be worn in accordance with the dress of the service personnel present. Badges of rank are not to be worn on clerical robes. Medals, etcetera, are to be worn in the equivalent position as with uniform.

7. **Clerical Stock.** A chaplain may wear a black, purple, or green (as appropriate) clerical stock and white collar in lieu of the shirt, collar, and tie prescribed for officers of other corps with all versions of dress No 1 and dress No 2.

Chapter 2 – Orders of Dress

Section 2 – Dress Codes

Dress 1A, Service Dress – Ceremonial

Males:

- Hat NZMR (QAMR only) or beret
- Shirt, service dress – long or short sleeved
- Tie, khaki
- Jacket, service dress
- Trousers, service dress
- Socks, khaki (black for RNZAC)
- Shoes, black
- Belt, black, ceremonial (officer cadets and all soldiers except WO1)
- Gloves, brown, leather (all officers and WO1)
- Orders, decorations, and medals
- Belt, Sam Browne (all officers (except those of the RNZChD) and WO1) (note 1)
- Aiguillette (if applicable)
- Sash, Mokowaewae (all WO2 and SNCO unless in the colour party when the corps sash will be worn) (note 1)
- Belt, service dress, khaki
- Belt, sash (Colonels and above and Command Sergeant Majors only)
- Force for New Zealand name badge (except when on parade)

Optional:

- Undershirt, merino (long or black sleeve)
- Under-trouser, merino

To be Worn or Carried as Ordered:

- Lemon squeezer
- Swords and accessories (all officers (except those of the RNZChD) and WO1)
- Rifle (officer cadets and all soldiers except WO1) (note 1)
- Bayonet and scabbard
- Gloves white (all other ranks except WO1)
- Gloves inner ECW

Females:

- Hat NZMR (QAMR only), or beret
- Shirt, service dress – long or short sleeved
- Tie, khaki
- Jacket, service dress
- Trousers, service dress (note 3)
- Socks, khaki (black for RNZAC)
- Shoes, black
- Belt, black, ceremonial (officer cadets and all soldiers except WO1)
- Gloves, brown leather (all officers and WO1)
- Orders, decorations, and medals
- Belt, Sam Browne (all officers (except those of the RNZChD) and WO1) (note 1)
- Aiguillette (if applicable)
- Sash, Mokowaewae (all WO2 and SNCO unless in the colour party when the corps sash will be worn) (note 1)
- Belt, service dress, khaki

- Belt, Sash (Colonels and above and Command Sergeant Majors only)
- Force for New Zealand name badge (except when on parade)

Optional:

- Undershirt, merino (long or short sleeve)
- Under-trouser, merino (not to be worn with the skirt)

To be Worn or Carried as Ordered:

- Lemon squeezer
- Swords and accessories (all officers (except those of the RNZChD) and WO1)
- Rifles (officer cadets and all soldiers except WO1) (note 1)
- Bayonet and scabbard
- Gloves white (all other ranks except WO1)
- Gloves inner ECW
- Trousers or skirt, service dress

Notes:

1. WO1 holding WO2 parade appointments are to wear the appropriate order of dress pertaining to the rank of that appointment.
2. MAP students attending OCS (NZ) may wear their countries' national flag at unit expense. The outer edge of the flag is to be the same colour as the background.
3. When on parade in a formed body, females are required to wear the SD trousers as opposed to the SD skirt.

Dress 1B, Service Dress – Formal**Males:**

- Hat NZMR (QAMR Only) or beret
- Shirt, service dress
- Tie, khaki
- Trousers, service dress
- Jacket, service dress
- Socks, khaki (black for RNZAC)
- Shoes, black
- Aiguillette (if applicable)
- Belt, service dress, khaki
- Medal ribbons and commendations
- Force for New Zealand name badge

Optional:

- Undershirt, merino (long or short sleeve)
- Under-trouser, merino

To be Worn as Ordered:

- Orders, decorations and medals

Females:

- Hat NZMR (QAMR Only) or beret
- Shirt, service dress
- Tie, khaki
- Jacket, service dress
- Trousers or skirt, service dress
- Pantyhose (if applicable)
- Socks, khaki (black for RNZAC)
- Shoes, black
- Aiguillette (if applicable)
- Belt, service dress, khaki
- Medal ribbons and commendations
- Force for New Zealand name badge

Optional:

- Undershirt, merino (long or short sleeve)
- Under-trouser, merino (not to be worn with the skirt)
- Handbag (not to be carried on parade)

To be Worn as Ordered:

- Orders, decorations and medals

Dress 1C, Service Dress – Informal**Males:**

- Hat NZMR (QAMR Only), or beret
- Shirt, service dress, long sleeved (note 1)
- Trousers, service dress
- Tie, khaki
- Belt, regimental
- Socks, khaki (black for RNZAC)
- Shoes, black
- Medal ribbons
- Rank slides
- Force for New Zealand name badge

Optional:

- Jacket, mild weather (note 1 and 3)
- Jersey, V neck, black (note 3)
- Undershirt, merino (long or short sleeve) (note 2)
- Under-trouser, merino

Females:

- Hat NZMR (QAMR only) or beret
- Shirt, service dress, long sleeved (note 1)
- Trousers or skirt, service dress
- Tie, khaki
- Belt, regimental
- Socks, khaki (black for RNZAC)
- Pantyhose (if applicable)
- Shoes, black
- Medal ribbons
- Rank slides

- Force for New Zealand name badge

Optional:

- Jacket, mild weather (note 1 and 3)
- Jersey, V neck, black (note 3)
- Undershirt, merino (long or short sleeve) (note 2)
- Under-trouser, merino (not to be worn with skirt)

Notes:

1. Command and Regimental Sergeant Majors are to have the embroidered NZ coat of arms sewn onto the right shirt and the New Zealand epaulette slides.
2. At the discretion of the individual a merino undershirt may be worn under the shirt, however it is not to be visible above the neck line.
3. Nametags and medal ribbons are not to be worn on the jersey V neck black or jacket mild weather.

Dress 1D, Service Dress – Casual**Males:**

- Hat NZMR (QAMR only) or beret
- Shirt, service dress, short sleeved (note 1)
- Trousers, service dress
- Belt, regimental
- Socks, khaki (black for RNZAC)
- Shoes, black
- Medal ribbons and commendations
- Rank slides
- Force for New Zealand name badge

Optional:

- Jacket, mild weather (note 1 and 3)
- Jersey, V neck, black (note 3)
- Undershirt, merino (short sleeve) (note 2)
- Under-trouser, merino

Females:

- Hat NZMR (QAMR only) or beret
- Shirt, service dress, short sleeved (note 1)
- Trousers or skirt, service dress
- Belt, regimental (not to be worn with the skirt)
- Pantyhose (if applicable)
- Socks, khaki (black for RNZAC)
- Shoes, black
- Medal ribbons and commendations
- Rank slides
- Force for New Zealand name badge

Optional:

- Jacket, mild weather (note 1 and 3)
- Jersey, V neck, black (note 3)
- Handbag (not to be carried on parade)
- Undershirt, merino (short sleeve) (note 2)
- Under-trouser, merino (not to be worn with skirt)

Notes:

1. Command and Regimental Sergeant Majors are to have the embroidered NZ coat of arms sewn onto the right shirt and the New Zealand epaulette slides.
2. At the discretion of the individual a merino undershirt may be worn under the shirt, however it is not to be visible above the neck line.
3. Nametags and medal ribbons are not to be worn on the jersey V neck black or jacket mild weather.

Dress 1E, Service Dress – Ceremonial (Short Sleeves)

Males:

- Hat NZMR (QAMR only) or beret
- Shirt, service dress, short sleeve (note 3)
- Trousers, service dress
- Belt, black, ceremonial (officer cadets and all soldiers except WO1)
- Gloves, brown, leather (all officers and WO1) – are not to be worn unless carrying a sword and only by the sword carrier
- Socks, khaki (black for RNZAC)
- Shoes, black
- Medal ribbons and commendations (note 1)
- Aiguillette (if applicable)
- Rank slides
- Force for New Zealand name badge (except when on parade)

To be Worn or Carried as Ordered:

- Lemon squeezer
- Belt, Sam Browne (all officers (except those of the RNZChD) and WO1)
- Swords and accessories (all officers (except those of the RNZChD) and WO1)
- Rifle (officer cadets and all soldiers except WO1) (note 2)
- Bayonet and scabbard
- Sash, Mokowaewae (all WO2 and SNCO unless in the colour party when the corps sash will be worn) (note 2)

Females:

- Hat NZMR (QAMR only) or beret
- Shirt, service dress, short sleeve (note 3)
- Trousers or skirt, service dress (as ordered)
- Belt, black, ceremonial (officer cadets and all soldiers except WO1) (not to be worn with skirt)
- Gloves, brown, leather (all officers and WO1) – not to be worn unless carrying a sword and only by the sword carrier
- Socks, khaki (black for RNZAC)
- Pantyhose (as ordered)
- Shoes, black
- Medal ribbons and commendations (note 1)

- Aiguillette (if applicable)
- Rank slides
- Force for New Zealand name badge (except when on parade)

To be Worn or Carried as Ordered:

- Lemon squeezer
- Belt, Sam Browne (all officers (except those of the RNZChD) and WO1)
- Swords and accessories (all officers (except those of the RNZChD) and WO1)
- Rifle (officer cadets and all soldiers except WO1)
- Bayonet and scabbard
- Sash, Mokowaewae (all WO2 and SNCO unless in the colour party when the corps sash will be worn) (note 2)

Note:

1. Medals and decorations are not to be ordered for wearing in this dress. If medals and decorations are appropriate default dress is to be Dress 1A.
2. WO1 holding WO2 parade appointments are to wear the appropriate order of dress pertaining to the rank of that appointment.
3. Command and Regimental Sergeant Majors are to have the embroidered NZ coat of arms sewn onto the right shirt sleeve and the New Zealand epaulette slide.

Dress 2, Mess Dress**Males:**

- Mess jacket, red
- Shirt, men, mess dress
- Cummerbund (corps colours)
- Tie, black bow
- Mess trousers, black with red stripe
- Socks, black
- Shoes, black (highly polished)
- Orders, decorations, commendations and medals (miniatures)
- Aiguillette (if applicable)

Females:

- Mess jacket, red
- Shirt, women, mess dress
- Tie, crossover or tie, black bow
- Skirt, mess, black, full length (or) trousers, mess, black and red
- Cummerbund (corps colours), optional
- Pantyhose
- Shoes, black, court (highly polished)
- Bag, evening, black
- Orders, decorations, commendations and medals (miniatures)
- Aiguillette (if applicable)

Dress 4A, Physical Training Dress

- T-Shirt, operational (or) PT Army branded
- Shorts, physical training, black
- Socks, physical training, white
- Shoes, gymnasium

Optional:

- Cap, PT, NZ Army branded
- Gloves
- Bike pants
- Leggings PT (note 1)
- Undershirt, merino, (long or short sleeve)
- Under-trouser, merino

Note

1. At the discretion of the individual the issue leggings may be worn under the issue PT Shorts, leggings are not to be worn as outer wear.

Dress 4B, Battle Physical Training Dress

- Jersey, physical training (Army branded, long sleeved – black, short sleeved – khaki), (or) T-Shirt, operational (or) PT Army branded (or) shirt, Under Body Armour
- Jersey, rugby, red (PTI and APTI only)
- Trousers, MCU combat
- Socks, khaki, heavyweight, (or) socks, cold weather, (or) socks, temperate
- Boots, various

Optional:

- Cap, PT, NZ Army branded, (or) hat, jungle
- Belt, MCU
- Gloves
- Undershirt, merino (long or short sleeve)
- Under-trouser, merino

To be Worn as Ordered:

- Webbing, body armour and pack equipment

Dress 4C, NZAPTC PTI/APTI, Working Dress

- Beret
- Polo Shirt, black and red, physical training instructor
- Shorts, physical training instructor
- Socks, white
- Shoes, physical training instructor
- Rank badge
- Tracksuit (optional)

Dress 5A, Stewarding – Formal**Males:**

- Beret
- Cummerbund, black
- Shirt SD, white
- Mess jacket, white (RNZALR Buttons)
- Tie, black bow
- Mess trousers, black with red stripe
- Socks, black
- Shoes, black (highly polished)
- Force for New Zealand name badge
- Rank badge
- Orders, decorations, commendations and medals (miniatures)

Females:

- Beret
- Shirt SD, white
- Mess jacket, white (RNZALR Buttons)
- Tie, crossover
- Mess skirt, black $\frac{3}{4}$ length
- Pantyhose
- Shoes, black (highly polished)
- Force for New Zealand name badge
- Rank badge
- Orders, decorations, commendations and medals (miniatures)

Dress 5B, Stewarding – Informal**Males:**

- Beret
- Black jacket
- Cummerbund, black
- Shirt SD, white (or) shirt, black long sleeve
- Tie, black bow (or) tie long, black
- Trousers black (or) mess trousers, black with red stripe
- Waistcoat, black
- Socks, black
- Shoes, black safety
- Force for New Zealand name badge
- Rank badge
- Medal ribbons

Females:

- Beret

- Black jacket
- Shirt SD, white (or) shirt black $\frac{3}{4}$ sleeve
- Tie, black cross over (or) tie long, black
- Skirt SD black (or) trousers black (or) mess trousers black with red stripe
- Waistcoat, black
- Socks, black
- Shoes, black safety
- Force for New Zealand name badge
- Rank badge
- Medal ribbons

Dress No 5C, Chefs Whites

- Beret
- Jacket mild weather
- Cap food handler (daily wear) (note 1)
- Coat chefs white (note 1)
- Scarf chefs, white (note 1)
- Trousers, Chef (note 1)
- Socks, khaki, lightweight
- Boots, galley black (safety) (note 1)
- Apron, white (note 1)
- Apron, butchers (kitchen and field use only, not to be worn in dining room)
- Rank badge
- Force New Zealand name badge (when in the dining room)

Note:

1. While this dress code is predominantly a protective dress, and the presentation of the dress while in the kitchens is to take secondary importance to safety factors, a high standard of turnout is required when chefs are presenting or cooking in view of diners, either military or civilian.

Dress 6, Reserved

Dress 7, Patrol Reds

- Hat, lemon squeezer, (or) hat, blues (New Zealand Army band for non-ceremonial occasions only)
- Jacket, patrol, red (note 1)
- Trousers, black, with red stripe
- Socks, black
- Gloves, white
- Orders, decorations, commendations and medals

To be Worn as Ordered:

- Sword and sword belt
- Web, ceremonial

Note:

1. New Zealand Army Band members may wear a tropical white patrol pattern jacket as a tropical variant. The item is to be worn in tropical environments only.

Dress 8C, Highland Service Dress – Informal

Males and Females:

- Bonnet, blue
- Shirt, service dress, long sleeved
- Tie, khaki
- Kilt, Black Watch
- Sporrán
- Stockings, lightweight, khaki
- Garters, scarlet
- Shoes, black (highly polished)
- Medal ribbons

Dress 8D, Highland Service Dress – Casual

Males and Females:

- Bonnet, blue
- Shirt, service dress, short sleeved
- Kilt, Black Watch
- Sporrán
- Stockings, lightweight, khaki
- Garters, scarlet
- Shoes, black (highly polished)
- Medal ribbons

Dress 8E, Highland Service Dress – Ceremonial (Short Sleeves)

Males and Females:

- Bonnet, blue
- Shirt, service dress, short sleeved
- Kilt, Black Watch
- Black web belt (all soldiers except WO1)
- Gloves, brown, leather (all officers and WO1)
- Sporrán
- Stockings, lightweight, khaki
- Garters, scarlet
- Shoes, black (highly polished)
- Orders, decorations, and medals

To be Worn as Ordered

- Belt, Sam Browne (all officers and WO1)
- Swords and accessories (all officers and WO1)
- Rifle (all soldiers except WO1)

Dress 8F, Highland Mess Dress

Males:

- Mess jacket, coloured
- Shirt, men, mess dress
- Tie, black bow
- Kilt, Black Watch (note 1)
- Sporrán (note 1)
- Diced hose (note 1)
- Garters, scarlet (note 1)
- Garters, highland
- Shoes, black (highly polished)
- Orders, decorations, and medals

Females:

- Mess jacket, white
- Shirt, women, mess dress
- Tie, crossover
- Kilt, Black Watch (note 1)
- Sporrان (note 1)
- Diced hose (note 1)
- Garters, scarlet (note 1)
- Gaiters, highland
- Shoes, black (highly polished)
- Handbag, evening, black
- Orders, decorations, and medals

Note

1. Trews and black socks may be ordered in lieu.

Dress 8G, Highland Fatigue Dress

- Bonnet, blue
- Shirt, MCU
- Kilt, Black Watch
- Sporrان
- Socks, khaki, lightweight
- Boots, black, general purpose

To be Worn as Ordered:

- Purse, leather, highland

Chapter 2 – Orders of Dress

Section 3 – Occasion for Wearing Particular Dress Codes

1. The occasions detailed in this section are not all inclusive and personnel attending a function where uniform appears appropriate are to consult with the senior officer attending or their Unit Commander to establish the correct dress. Uniform is to be worn on occasions when an invitation has been extended because of the military appointment held or when the occasion has a military flavour.

- a. Dress 1A - service dress – ceremonial and dress 8a - Highland service dress - ceremonial:
 - (1) Regal and Vice-Regal calls.
 - (2) State, official and public occasions (as detailed in [Sect 4](#) of this chapter).
 - (3) Official calls (when calling on foreign ships or establishments the dress customs of the host country are to be considered).
 - (4) Ceremonial parades and Guards of Honour as a participant or invited guest.
 - (5) Courts Martial attended in an official capacity.
 - (6) Anzac Day, Armistice Day and other formal memorial services as a member of an official party.
 - (7) Military funerals.
 - (8) Investitures (recipients are not to wear medals).
 - (9) Medal presentations (recipients are to wear medal ribbons).
 - (10) Weddings (bridal party and honour guard).
 - (11) Orderly officer duties for retreat ceremony.
- b. Dress 1B - service dress – formal and dress 8B - Highland service dress - formal:
 - (1) Public functions other than at paragraph 1a. of this Section.
 - (2) Formal visits to headquarters and units.
 - (3) Formal evening functions, including formal dinners for personnel not in possession of dress 2, mess dress.
 - (4) Ceremonial parades and Guards of Honour as a spectator.
 - (5) Church parades.
 - (6) Courts martial as the accused or as a spectator.
 - (7) Appeal courts in an official capacity or as the appellant.
 - (8) Civil courts as an Army representative.
 - (9) Weddings as a guest.
 - (10) Recruiters working dress.
- c. Dress 1C - service dress – informal and dress 8C - Highland service dress - informal:
 - (1) Informal evening meals and functions.

- (2) Recruiters working dress (alternative).
- (3) To be worn as ordered.
- d. Dress 1D - service dress - casual:
 - (1) To be worn as ordered (note 1).
- e. Dress 1E - service dress – ceremonial (short sleeve):
 - (1) Ceremonial parades and Guards of Honour as a participant or invited guest.
- f. Dress 2 - mess dress and dress No 8F - Highland mess dress:
 - (1) Formal evening functions.
- g. Dress 4C - NZAPTC PTI, working dress; dress 5A - stewarding – formal; dress 5B - stewarding – informal and dress 5C - chefs whites:
 - (1) Special appointment working dress.
- h. Dress 3 - combat dress
 - (1) Normal working dress.
- i. Dress 4A – physical training dress, dress 4B – battle physical training dress and dress 7 – patrol reds:
 - (1) To be worn as ordered.

Inappropriate Dress

- 2. The following sub-paragraphs specify certain forms of inappropriate dress:
 - a. Only issued Garrison Shoes are to be worn with MCU combat trousers,
 - b. MCU Combat Jacket is not to be worn with SDAR,
 - c. Coloured PVC parkas and over-trousers are not to be worn other than on construction tasks and other duties where safety is involved,
 - d. Socks are not to be worn with skirts, and
 - e. Shoes, Court, are not to be worn with socks.

Special Provisions:

- 3. **Dress of the Day.** Commanders may order an appropriate order of dress (as listed in [section 1](#), of this chapter) to be worn as dress of the day. Other forms of dress, worn for specific tasks or field exercises, are not to be worn in the public eye or in camps and establishments.
- 4. **Protective Clothing.** All items of protective clothing are only to be worn while engaged in work requiring their use.
- 5. **Dress via Civil Travel.** Personnel travelling on civilian transport are to wear dress 1, dress 3 or dress 8 only. Dress 3 is to consist of MCU clothing and a beret only.

Note:

- 1. Commanders may direct this order of dress to be worn on parades or Guards of Honour, but only when dress 1A, dress 1B, dress 12C, dress 8A, dress 8B or dress 8C is not appropriate.

Chapter 2 – Orders of Dress

Section 4 – Definition of Occasions

State Occasions

1. A state occasion is one where the invitation has been issued by command of the Sovereign or the Governor-General, and the invitation indicates that the function is a state occasion.
2. The opening of Parliament, and any parade, ceremony, or official function at which the Sovereign or any member of the Royal Family is present, or that is held in celebration of the birthday of the Sovereign (other than a parade in any Army camp), will be considered a state occasion.

Official Occasions

3. An official occasion is one where the invitation to the function has been issued by the Prime Minister, a Minister of the Crown, the Speaker of the House of Representatives, or the Chief Justice.

Public Occasions

4. A public occasion is one where the invitation to the function has been issued by the:
 - a. Chief of Defence Force,
 - b. Chief of Navy,
 - c. Chief of Army,
 - d. Chief of Air, or
 - e. Mayor of a city or municipality.
5. Unless the invitation stipulates otherwise, for dress purposes the following functions are to be deemed public occasions:
 - a. National days;
 - b. Armed forces days;
 - c. Visits by foreign warships (not official calls); and
 - d. Functions for the introduction and farewell of foreign military officers (as a group or individually).

Outside New Zealand

6. When attending a function outside New Zealand, service personnel are to wear the order of dress that corresponds most closely to that worn by the military personnel of the host country also attending.

Chapter 2 – Orders of Dress

Section 5 – Dress Uniforms for the New Zealand Army Band

1. This Section details the various uniforms in use by the Bands of the New Zealand Army. Units not listed in this section do not have a ceremonial band uniform, and are to comply with the dress codes detailed in [section 2](#) of this chapter. Accessories to the uniforms, such as gloves, sashes, belts, mace, etc. have not been included in the description of the uniform.

The New Zealand Army Band.

2. The NZ Army Band has three uniforms, the designs of which are outlined below:

- a. **Mess Kit.** This consists of dress 2 – mess dress.
- b. **Parade Dress.** This consists of the following items:
 - (1) Cap, ceremonial, peaked, black with red band and welts;
 - (2) Tunic, red, patrol pattern;
 - (3) Trousers, black with red stripe;
 - (4) Socks, black;
 - (5) Shoes, black;
 - (6) Orders, decorations, and medals; and
 - (7) Aiguillette No 1, less needles.
- c. **Tropical Dress.** This consists of the parade dress, with a white tunic in lieu of the red patrol pattern tunic.

Chapter 2 – Orders of Dress

Annex A – Dress No 1A, Ceremonial

 A male WO1 in ceremonial dress, wearing a Sam Browne belt, medals, and a sword.	 A female officer in ceremonial dress, wearing a Sam Browne belt, lanyard, and a sword.
<p>NZMR w Medals w Sam Browne w Sword w Brown Gloves – Male WO1 (In Parade)</p>	<p>Lemon Squeezer w Sam Browne w RNZNC Lanyard w Sword w Brown Gloves – Female Officer (In Parade)</p>

Note: These are examples of Dress 1A. Please refer to [P23 Part 2, Chap 2, Sect 2](#) for specific dress code instructions



NZMR w Medals w Sash w Name Tag –
Female SNCO



Lemon Squeezer w Medals w RNZMP Lanyard w
Sash w White Gloves – Male SNCO (In Parade)



Note: These are examples of Dress 1A. Please refer to [P23 Part 2, Chap 2, Sect 2](#) for specific dress code instructions

	
<p>NZMR w Medals w Name Tag w Woollen Gloves – Male Soldier</p>	<p>Lemon Squeezer w White Gloves – Female Soldier (In Parade)</p>



Note: These are examples of Dress 1A. Please refer to [P23 Part 2, Chap 2, Sect 2](#) for specific dress code instructions

Chapter 2 – Orders of Dress


Annex B – Dress No 1B, Formal

	
NZMR w Ribbons w Commendation w Name Tag – Male WO2	Beret w Medals w Commendation w Name Tag – Female WO2

Note: These are examples of Dress 1B – Please refer to [P23 Part 2, Chap 2, Sect 2](#) for specific dress code instructions

	
<p>NZMR w Medals w RNZMP Lanyard w Name Tag – Male SNCO</p>	<p>Beret w Ribbons w Name Tag – Male Soldier</p>



Note: These are examples of Dress 1B – Please refer to [P23 Part 2, Chap 2, Sect 2](#) for specific dress code instructions

	
<p>NZMR w Name Tag – Female Soldier</p>	<p>Beret w RNZNC Lanyard w Name Tag – Female Officer</p>

Note: These are examples of Dress 1B – Please refer to [P23 Part 2, Chap 2, Sect 2](#) for specific dress code instructions

Chapter 2 – Orders of Dress

Annex C – Dress No 1C, Informal

	
<p>NZMR w Ribbons w Name Tag – Male Soldier</p>	<p>Beret w Ribbons w Commendation w Name Tag – Female WO2</p>



Note: These are examples of Dress 1C. Please refer to [P23 Part 2, Chap 2, Sect 2](#) for specific dress code instructions

	
NZMR w Jersey – Male Soldier	Beret w Jersey – Female Soldier

Note: These are examples of Dress 1C. Please refer to [P23 Part 2, Chap 2, Sect 2](#) for specific dress code instructions

	
<p>NZMR w Bomber Jacket – Male SNCO</p>	<p>Beret w Bomber Jacket – Female WO2</p>

Note: These are examples of Dress 1C. Please refer to [P23 Part 2, Chap 2, Sect 2](#) for specific dress code instructions

	
<p>NZMR w Ribbons w Commendation w Name Tag – Female WO2</p>	<p>Beret w Ribbons w Commendation w Name Tag – Female WO2</p>

Note: These are examples of Dress 1C. Please refer to [P23 Part 2, Chap 2, Sect 2](#) for specific dress code instructions

NZMR w Jersey – Female Soldier	Beret w Jersey – Female Soldier



Note: These are examples of Dress 1C. Please refer to [P23 Part 2, Chap 2, Sect 2](#) for specific dress code instructions

	
<p>NZMR w Bomber Jacket – Female WO2</p>	<p>Beret w Bomber Jacket – Female WO2</p>

Note: These are examples of Dress 1C. Please refer to [P23 Part 2, Chap 2, Sect 2](#) for specific dress code instructions

Chapter 2 – Orders of Dress

Annex D – Dress No 1D, Casual

	
<p>NZMR w RNZNC Lanyard w Name Tag – Female Officer</p>	<p>Beret w Ribbons w Name Tag – Male WO1</p>



Note: These are examples of Dress 1D – Please refer to [P23 Part 2, Chap 2, Sect 2](#) for specific dress code instructions

	
NZMR w Jersey – Male Soldier	Beret w Jersey – Female Soldier



Note: These are examples of Dress 1D – Please refer to [P23 Part 2, Chap 2, Sect 2](#) for specific dress code instructions

	
NZMR w Bomber Jacket – Female Soldier	Beret w Bomber Jacket – Male Soldier

Note: These are examples of Dress 1D – Please refer to [P23 Part 2, Chap 2, Sect 2](#) for specific dress code instructions

	
<p>NZMR w RNZNC Lanyard w Name Tag – Female Officer</p>	<p>Beret w RNZNC Lanyard w Name Tag – Female Officer</p>

Note: These are examples of Dress 1D – Please refer to [P23 Part 2, Chap 2, Sect 2](#) for specific dress code instructions

 A female WO2 in a New Zealand Army uniform. She is wearing a dark green long-sleeved jersey with a light green collar and shoulder tabs, a dark green skirt, and dark green shoes. She is also wearing a dark green wide-brimmed hat with a gold emblem.	 A female WO2 in a New Zealand Army uniform. She is wearing a dark green long-sleeved jersey with a light green collar and shoulder tabs, a dark green skirt, and dark green shoes. She is also wearing a dark green beret with a silver emblem.
<p>NZMR w Jersey – Female WO2</p>	<p>Beret w Jersey – Female WO2</p>



Note: These are examples of Dress 1D – Please refer to [P23 Part 2, Chap 2, Sect 2](#) for specific dress code instructions

NZMR w Bomber Jacket – Female Soldier	Beret w Bomber Jacket – Female Soldier



Note: These are examples of Dress 1D – Please refer to [P23 Part 2, Chap 2, Sect 2](#) for specific dress code instructions

Chapter 2 – Orders of Dress

Annex E – Dress No 1E, Ceremonial (Short Sleeves)

 A male WO1 in ceremonial dress, wearing a light green short-sleeved shirt with medals, olive green trousers, a brown hat, and brown gloves. He is holding a sword.	 A female officer in ceremonial dress, wearing a light green short-sleeved shirt, olive green trousers, a dark beret, and a lanyard with a name tag.
<p>NZMR w Medals w Sam Browne w Swords w Brown Gloves – Male WO1 (In Parade)</p>	<p>Beret w Sam Browne w RNZNC Lanyard w Name Tag – Female Officer</p>

Note: These are examples of Dress 1E – Please refer to [P23 Part 2, Chap 2, Sect 2](#) for specific dress code instructions

	
<p>NZMR w Medals w Sash w Name Tag – Male SNCO</p>	<p>Beret w Medals w Sash w Commendation – Female WO2 (In Parade)</p>



Note: These are examples of Dress 1E – Please refer to [P23 Part 2, Chap 2, Sect 2](#) for specific dress code instructions

	
NZMR w Name Tag – Female Soldier	Beret w Medals – Male Soldier (In Parade)

Note: These are examples of Dress 1E – Please refer to [P23 Part 2, Chap 2, Sect 2](#) for specific dress code instructions

Chapter 2 – Orders of Dress

Annex F – Dress No 2, Mess Dress

 A male officer standing in a red mess dress jacket with black lapels and cuffs, a white shirt, a black bow tie, and a green cummerbund. He is wearing black trousers with a red stripe down the side and black shoes. His face is obscured by a black rectangle.	 A female officer standing in a red mess dress jacket with black lapels and cuffs, a white shirt, and a black crossover tie. She is wearing a long black skirt and black shoes. Her face is obscured by a black rectangle.
<p>Mess Dress w Bow Tie & Cummerbund – Male Officer</p>	<p>Mess Dress w Crossover Tie – Female Officer</p>

Note: These are examples of Dress No 2 – Please refer to [P23 Part 2, Chap 2, Sect 2](#) for specific dress code instructions

Chapter 2 – Orders of Dress

Annex H – Ceremonial Dress Table

Ser	Occasion	Dress Code	Broad Ribbon	Neck Decorations	Stars of Orders	Full Size Medals	Miniature Medals	Notes
1	Ceremonial Day (Winter) for example: <ul style="list-style-type: none"> A levee at Buckingham Palace; When receiving Royalty; or Exchanging visits of ceremony. 	1A or 8A	Yes	Yes (maximum of three)	Yes (maximum of four)	Yes	No	
2	Non-Ceremonial Day for example: <ul style="list-style-type: none"> Trooping the colour; or Royal garden party. 	1B or 8B	No	No	No	No	No	If full size medals and sword are ordered then dress is to be 1A
3	Ceremonial Evening for example: <ul style="list-style-type: none"> Inter-Service function in presence of Royalty. 	2 or 8F	Yes	Yes (maximum of one)	Yes (maximum of four)	No	Yes	
4	Non-Ceremonial Evening for example: <ul style="list-style-type: none"> Regimental occasion: or Dinner with officers of general rank or equivalent (in uniform). 	2 or 8F	No	No	No	No	Yes	
5	Ceremonial Day (Summer) <ul style="list-style-type: none"> As for winter. 	1A or 8A	No	Yes	Yes	Yes	No	